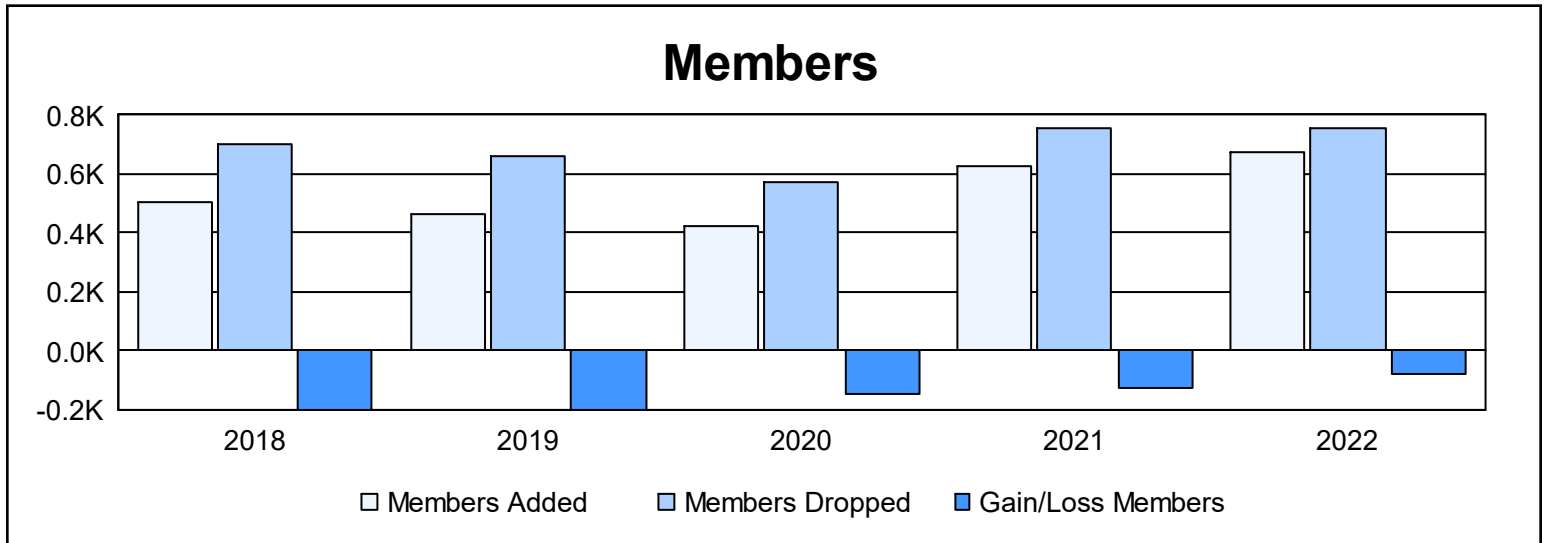
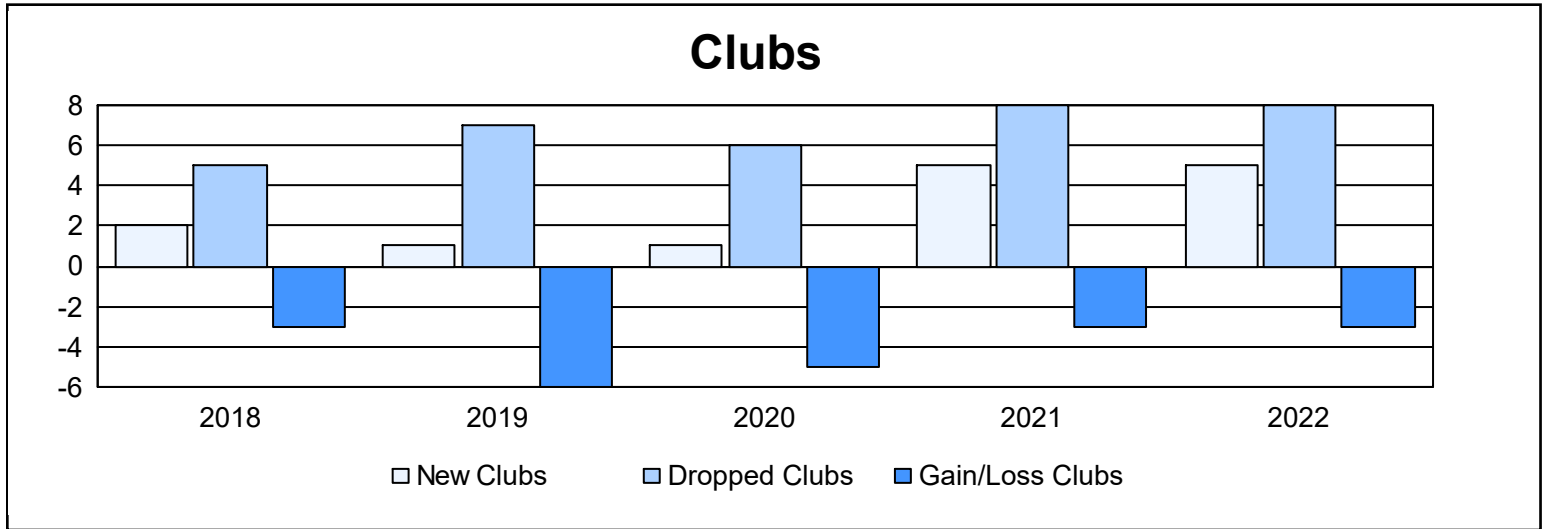
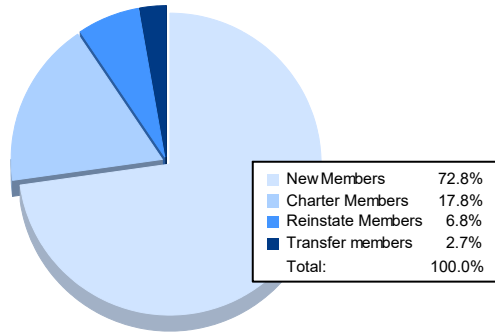


| Year | New Clubs | Dropped Clubs | Gain/ Loss Clubs | New Members | Charter Members | Reinstate Members | Transfer Members | Total Member Added | Total Members Dropped | Gain/ Loss Members |
|----------------|-----------|---------------|------------------|-------------|-----------------|-------------------|------------------|--------------------|-----------------------|--------------------|
| 2017-2018 | 2 | 5 | -3 | 410 | 52 | 25 | 19 | 506 | 704 | -198 |
| 2018-2019 | 1 | 7 | -6 | 383 | 32 | 16 | 30 | 461 | 659 | -198 |
| 2019-2020 | 1 | 6 | -5 | 355 | 25 | 20 | 26 | 426 | 573 | -147 |
| 2020-2021 | 5 | 8 | -3 | 440 | 134 | 44 | 12 | 630 | 754 | -124 |
| 2021-2022 | 5 | 8 | -3 | 492 | 120 | 46 | 18 | 676 | 753 | -77 |
| Average | 3 | 7 | -4 | 416 | 73 | 30 | 21 | 540 | 689 | -149 |



Membership Composition June 2022 Cumulative



Gender Composition June 2022 Cumulative

